



Galloping

Moving forwards with the front foot always in front and the back foot always behind with a **step and hop motion**.



1

Step forward with lead foot and lift back foot off the ground.



2

Hop forward off the lead foot with both feet coming off the ground.



3

Land on the back foot first, followed by lead foot.

Get moving with **MINI MOVES**





Little Grey PONY

The little grey ponies jump over the fence and gallop and gallop away.



Equipment:
Not required.

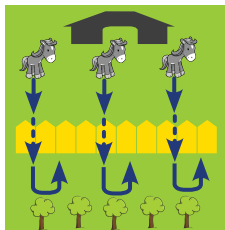
Where to play:

 Outdoors

 Indoors

Age:
Toddlers & Preschoolers
(2 to 5 years).

What does the game look like?



KEY:

-  Direction of gallop
-  Direction of jump
-  Fence
-  Barn
-  Ponies (children)



Little Grey PONY

The little grey ponies jump over the fence and gallop and gallop away.

Step 1 Demonstrate how a pony gallops to the class.

Step 2 Practise the 'Little Grey Ponies' song, for children to join in and sing-a-long.

Step 3 On the count of three, the children gallop along to the pony song, moving from the fence to the barn and back again.

Song Example:

The little grey ponies look over the fence, over the fence today.
The little grey ponies jump over the fence and gallop and gallop away.
And gallop and gallop away, and gallop and gallop away.
The little grey ponies come back to the barn, back to the barn to stay.
The little grey ponies are having a rest, having a rest from their play.

Tips:

EASIER: Tell children to gallop along while the Educator sings the Little Grey Pony song.

HARDER: Add obstacles for the children to gallop around while singing the song.





REDLIGHT, Greenlight

Redlight, greenlight. Gallop along and listen for the lights.



Equipment:
Not required.

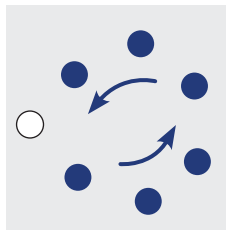
Where to play:

 Outdoors

 Indoors

Age:
Toddlers & Preschoolers
(2 to 5 years).

What does the game look like?



KEY:

-  Children
-  Educator
-  Direction of gallop



REDLIGHT, Greenlight

Redlight, greenlight. Gallop along and listen for the lights.

Step 1

Demonstrate the below light galloping actions to the children.

Green Light: Fast Gallop.

Orange Light: Slow Gallop.

Red Light: Stop.

Step 2

In an open space, yell "green light," and have the children gallop quickly.

Step 3

Alternate light instructions throughout the game with children varying their galloping upon each instruction.



Tips:

EASIER: Include music, when music is on it means greenlight and children gallop along. When the music stops, children must stand still.

HARDER: Add in more colours and instructions. E.g. Blue light: Children add flapping arms and become flying ponies in the sky.



WILD, Wild West



Cowboys and cowgirls gallop along on their horse in the Wild, Wild West.



Equipment:

Animal cards or toys.

Where to play:


 Outdoors

 Indoors

Age:

Toddlers & Preschoolers
(2 to 5 years).

What does the game look like?



KEY:



Animal cards/toys



Cowgirls (children)



Cowboys (children)



WILD, Wild West



Cowboys and cowgirls gallop along on their horse in the Wild, Wild West.



Step 1

Spread animal cards or toys on the ground.

Step 2

Ask children to pretend to be a 'cowboy' or 'cowgirl' riding a horse.

Step 3

Ask the cowboys and cowgirls to gallop around through the wild west, herding animals by tapping the animal cards or toys with their hand as they gallop past.

Tips:

EASIER: Put on music and ask children to gallop around the Wild West. When the music stops, the cowboys and cowgirls must circle an animal three times.

HARDER: As a class, the cowboys and cowgirls gallop around the wild west to find the hidden animals. When an animal is found, the child yells out "Yeeha".